


MLF2012C101MTD25



Applications	Automotive Grade
Feature	Magnetic Shield
	Multilayer
	Ferrite Core
	AEC-Q200
Series Type	MLF
Status	Production
Brand	TDK



Size	
Length(L)	2.00mm ±0.20mm
Width(W)	1.25mm ±0.20mm
Thickness(T)	1.25mm ±0.20mm
Recommended Land Pattern (A)	0.80mm Nom.
Recommended Land Pattern (B)	1.00mm Nom.
Recommended Land Pattern (C)	1.20mm Nom.

Electrical Characteristics	
Inductance	100µH ±20% at 1MHz
Rated Current (L Change) [Typ.]	
Rated Current (L Change) [Max.]	
Rated Current (Temperature Rise) [Typ.]	
Rated Current (Temperature Rise) [Max.]	2mA
DC Resistance [Typ.]	2.5Ω
DC Resistance [Max.]	3.1Ω
Self Resonant Frequency [Min.]	7MHz
Self Resonant Frequency [Typ.]	12MHz
Q [Min.]	25
Q [Typ.]	45

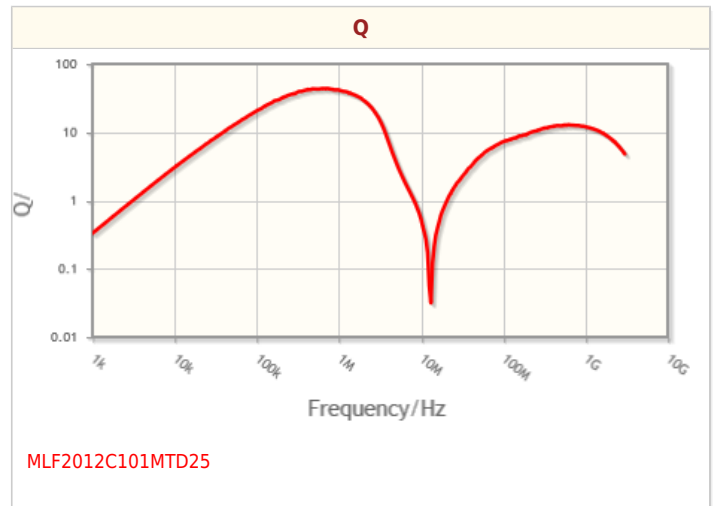
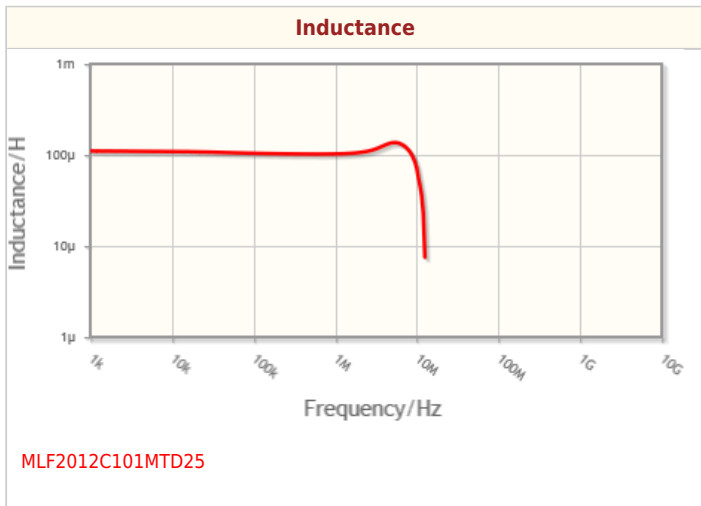
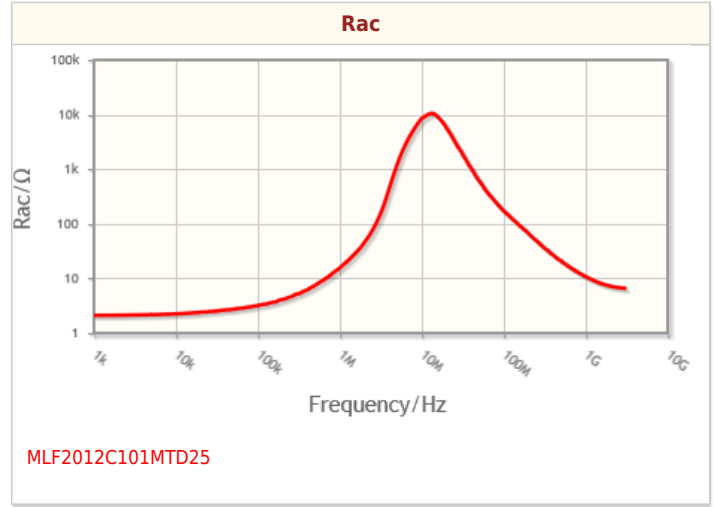
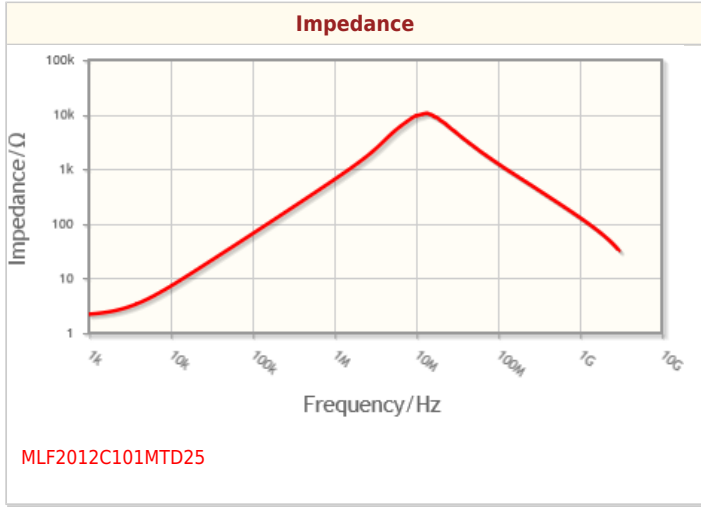
Other	
Operating Temp. Range (Including Self-Temp. Rise)	-40 to 85°C
Soldering Method	Reflow Iron Soldering
AEC-Q200	Yes
Packing	Blister (Plastic)Taping [180mm Reel]
Package Quantity	2000pcs
Weight	0.014g

Images are for reference only and show exemplary products.
! This PDF document was created based on the data listed on the TDK Corporation website.
! All specifications are subject to change without notice.

MLF2012C101MTD25



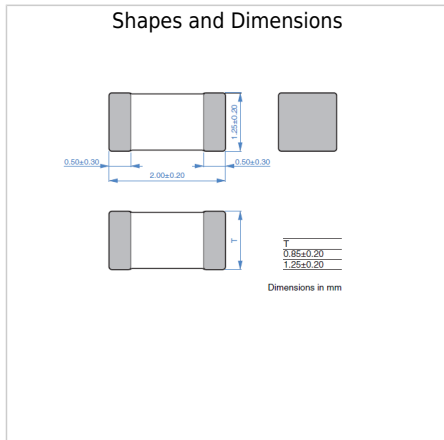
Characteristic Graphs(This is reference data, and does not guarantee the products characteristics.)



! Images are for reference only and show exemplary products.
! This PDF document was created based on the data listed on the TDK Corporation website.
! All specifications are subject to change without notice.



Associated Images



! Images are for reference only and show exemplary products.
! This PDF document was created based on the data listed on the TDK Corporation website.
! All specifications are subject to change without notice.